

# ENROLLMENT GUIDE

## A National Rebate Incentive Program for Success Group International from Home Depot

- Enroll to have Success Group International receive a potential annual rebate on all qualifying pre-tax purchases
- Convenient payment options – register credit cards, debit cards, checking accounts, p-cards, Pro Purchase Cards, and The Home Depot Accounts to get credit for spend\*
- Sign up and start saving, visit [homedepot.com/c/pro\\_xtra](https://homedepot.com/c/pro_xtra)



For assistance call 800-525-5000

With membership in ProXtra, you get access to benefits tailored specifically for Pros: exclusive savings, dedicated service, job-lot quantities, volume pricing, same-day delivery, and more. It's our way of showing how much we understand your needs and value your business.


Thanks, 

\*Credit cards\* are described as forms of payment including credit cards, P-cards, checking accounts, Pro Purchase cards, or Home Depot Net 30 accounts (for PO purchases) that will be used to make purchases from The Home Depot. P-cards must be registered and have the Success Group International specific agreement code assigned to receive potential annual rebate incentives.



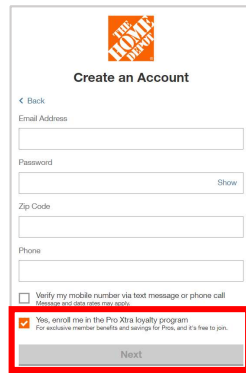
# ENROLLMENT STEPS

Register for ProXtra with Home Depot to take advantage of the partnership with Success Group International



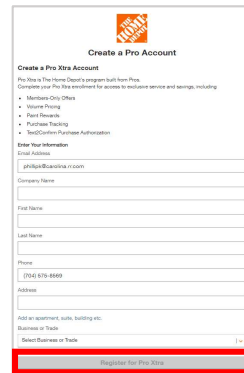
## 1. SIGN UP

Go to [Homedepot.com/Pro\\_Xtra](https://homedepot.com/Pro_Xtra) and click "Join Now"



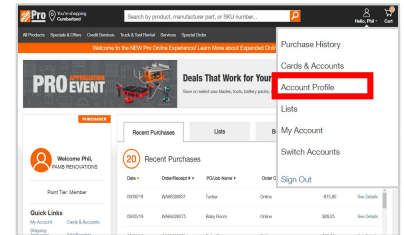
## 2. CREATE ACCOUNT

Complete required fields and check box for "Yes, enroll me in the Pro Xtra loyalty program", then click "Next"



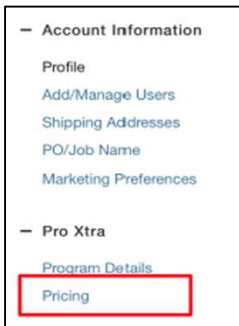
## 3. COMPLETE REGISTRATION

Enter in your company information into the required fields, select your Business or Trade type, and click "Register for Pro Xtra"



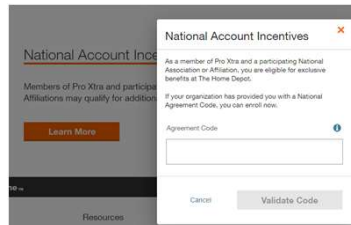
## 4. ACCESS ACCOUNT PROFILE

Click the drop-down menu in the top right of the page and select "Account Profile"



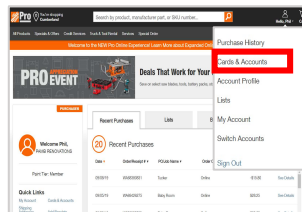
## 5. SCROLL TO PRICING

Scroll down the page and choose "Pricing"



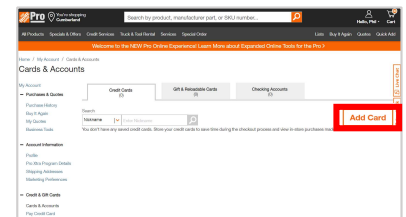
## 6. SCROLL DOWN TO NATIONAL ACCOUNT INCENTIVES

Choose Learn More  
Then, enter in Agreement Code **AIG**.  
Hit validate code



## 7. ACCESS CARDS & ACCOUNTS

Click the drop-down menu in the top right of the page and select "Cards & Accounts"



## 8. ADD CREDIT CARD

Click "Add Card"  
Then input information to add card for tracking of spend under the program



For any questions, call 800-525-5000 or visit [homedepot.com/c/pro\\_xtra](https://homedepot.com/c/pro_xtra)

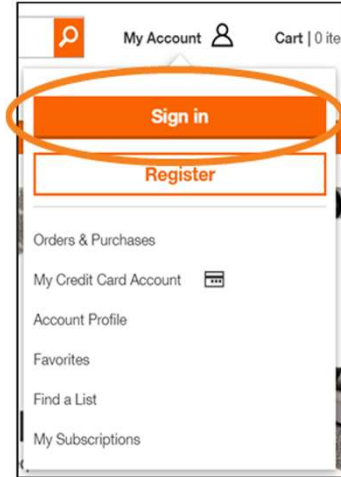
Credit cards are described as forms of payment including credit cards, P-cards, checking accounts, Pro Purchase cards, or Home Depot Net 30 accounts (for PO purchases) that will be used to make purchases from The Home Depot. P-cards must be registered and have the Success Group International specific agreement code assigned to receive potential annual rebate incentives.

©2021 Home Depot Product Authority, LLC reserved

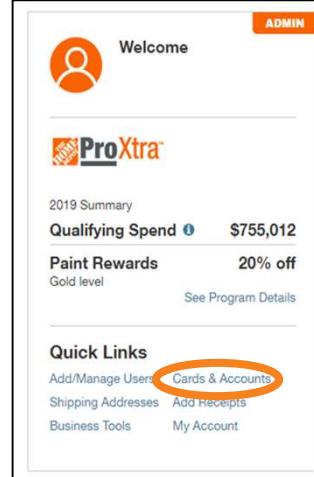


# OPTIONAL BULK UPLOAD ENROLLMENT STEPS

Bulk upload of credit card numbers to an existing ProXtra account



**1. LOG INTO YOUR ACCOUNT FROM HOMEDEPOT.COM**



**2. GO TO CARDS AND ACCOUNT PAGE IN THE QUICK LINKS**



**3. GO TO CREDIT CARDS TAB AND CLICK ON BULK ADD CARDS**



**4. FILL IN INFORMATION ON POP UP WINDOW AND ENTER CARD FILE/ NUMBERS\***



For any questions, call 800-525-5000 or visit [homedepot.com/c/pro\\_xtra](https://homedepot.com/c/pro_xtra)

\* - If the card is already on the account, once the upload is done it will show that a card failed. But it will not prevent the other cards from successfully uploading.

©2021 Home Depot Product Authority, LLC reserved