

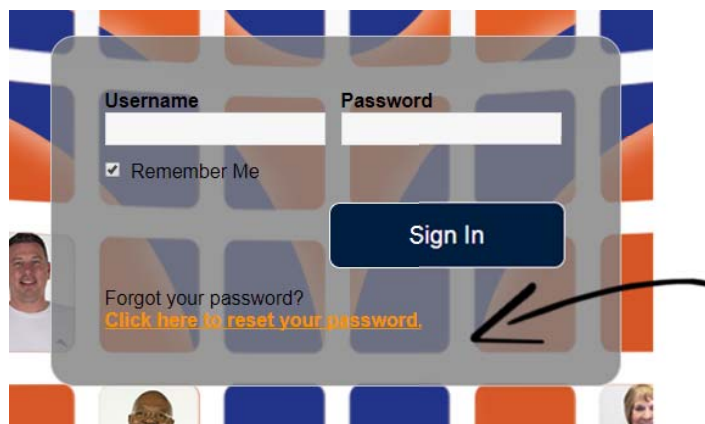
How to Complete a Partner Network PPCF

Welcome to the SGI Partner Network! We are excited to help you begin your journey. The Partner Network website has everything you need to put you on the pathway to profitability.

To get started, simply contact the partner representatives featured on the Partner Network website. Let them know you are an SGI Member to receive your exclusive benefits.

For manufacturers that sell their products through a third-party distributor, a Preferred Partner Collection Form (PPCF) is required and must be received in the quarter the purchases are made to qualify for rebates. Follow these easy steps to complete these important forms:

- 1) The Partner Network website is accessible from the SGI HUB: www.yoursgihub.com

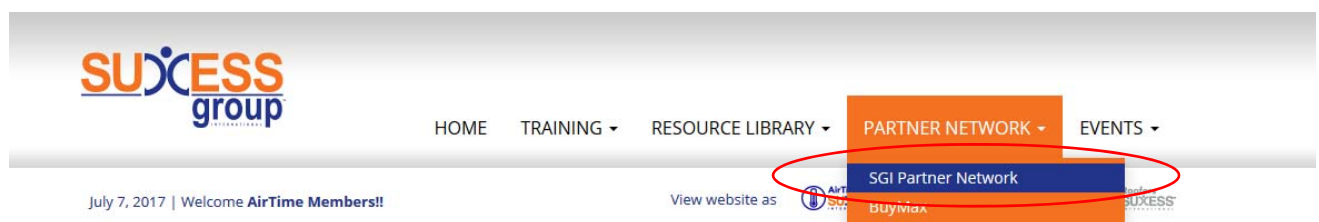


Forgot your password?

Click this link to have it reset.

Each location generally has one login to the HUB which has been issued to the owner or general manager.

- 2) From the top menu on the HUB, click "SGI Partner Network."



- 3) Once on the Partner Network home page, click on the Partner Connections icon.




Partner Connections provides you with the complete list of partners, their incentives, and contact information. From the Partner Connections page, you can search by category or by partner name.

- 4) The Partner Connections page features all participating partners. You may scroll through the list alphabetically, select a category, or search for a specific partner. Click the partner logo or text to open the complete resource page.


PARTNER NETWORK

For assistance with the Partner Network, please click on this [HELP](#) link and complete the form. A member of the support team will respond to your request as soon as possible. Please use Chrome or Firefox for best browsing experience.



The screenshot shows the 'Partner List' page. At the top, there's a breadcrumb 'Home / Partner List' and the 'PARTNER NETWORK' logo. Below the logo, there's a 'Select A Category:' section with a dropdown menu. The dropdown is open, showing a list of categories: 'All Categories', 'Administrative Partners', 'Apparel, Office & Print Partners', 'Distribution Partners', 'Electrical Partners', 'Financial Partners', 'HVAC Partners', 'Marketing Partners', 'Plumbing Partners', 'Roofing Partners', 'Safety Partners', 'Technology & Communication Partners', 'Training Partners', and 'Vehicle Partners'. Below the dropdown, there's a 'Search Partners:' section. To the left of the search section, there are two partner logos: '321 SWIPE Payment Processing Special Pricing' and 'AC Smith. Innovation has a name. Coming Soon! Program Details to Follow.' To the right of the search section, there's a text block: 'Sold exclusively by plumbing wholesalers and plumbing contractors, A. O. Smith's selection of residential and commercial water heaters, boilers and storage tanks is unmatched for quality and diversity.'

- 5) Click the blue PPCF Form box. If the box says, “Preferred Partner” or is orange and says, “Remove Preferred Partner,” a PPCF is not required for this partner. These boxes will add/remove this partner from the rebate reporting list.



The screenshot shows the 'Amana' partner page. At the top, there's a breadcrumb 'Home / Partner List / Amana' and the 'PARTNER NETWORK' logo. Below the logo, there's the Amana logo with the tagline 'LASTS AND LASTS AND LASTS.™'. To the left of the main content, there's a large orange box with the word 'Rebate' in white. Below the 'Rebate' box, there's a blue button labeled 'PPCF Form'. A yellow arrow points from the 'PPCF Form' button to a yellow box at the bottom left of the page that says 'Click here to complete the PPCF'. To the right of the 'Rebate' box, there's a text block: 'Amana provides high-quality, energy-efficient heating and air conditioning systems to independent HVAC professionals. This includes remote air conditioners and heat pumps, evaporator coils, air handlers, package units and the Amana brand gas furnaces. Rebates are paid on Amana brand equipment used in residential replacement or new construction and purchased through an Amana branch or independent distributor (excluding PTAC and RAC), as long as eligibility requirements are met. rebate with additional volume rebates available on Amana branded serialized equipment. IMPORTANT! In order to participate in the program, an Amana Preferred Partner Collection Form (PPCF) must be filled out. Members must complete this form electronically in order to get rebates. Credits for purchases will be retroactive to the quarter in which the PPCF is received by Goodman. Also, you will need to notify your distributor that you are an SGI Partner Network Strategic Alliance member and must be added to the Goodman/Amana/Daikin Program Application Process (PAP) database. *If you are an existing SGI Member who has been receiving Goodman/Amana/Daikin rebates through BuyMax, please do not have your distributor re-register you in the PAP database as an SGI Partner Network member as it will be updated internally.'

Amana Website: www.amana-hac.com Rebate Contact: Beverly Childress (931) 625-2118 Beverly.Childress@goodmanmfg.com

- 6) Complete the PPCF with all required information, listing ALL distributors and account numbers from which you purchase these brands. Click the “Add Distributor” box for additional fields. Click “Submit” and copies will be distributed to both the manufacturer and to the Partner Network.

Amana

Disclaimer: *If you are an existing SGI Member who has been receiving Goodman/Amana/Daikin rebates through BuyMax, please do not have your distributor re-register you in the PAP database as an SGI Partner Network member as it will be updated internally.

Member Id: SGIOPS

Your Company Information

* Company Name	<input type="text" value="Your Company Name"/>	* Address	<input type="text" value="Address Line 1"/>
Company Name 2	<input type="text" value="Company Name 2"/>		<input type="text" value="City"/>
* Contact Name	<input type="text" value="Contact Name"/>		<input type="text" value="Michigan"/> <input type="text" value="Postal Code"/>
* Contact Email	<input type="text" value="Email Address"/>	* Contact Phone	<input type="text" value="Phone Number"/>

Your Distributor Information

* Distributor Name	* Account #	* Distributor Contact
<input type="text" value="Distributor Name"/>	<input type="text" value="Acct Number"/>	<input type="text" value="Distributor Contact Name"/>
* City	* State	* Contact Email
<input type="text" value="City"/>	<input type="text" value="State"/>	<input type="text" value="Contact Email"/>
		* Contact Phone
		<input type="text" value="Contact Phone"/>

Remove

+ Add Distributor

Click to add more distributors or account numbers.

I am authorized to submit information on behalf of Your Company Name

* Your Name	<input type="text" value="Type Name"/>
* Your Title	<input type="text" value="Type Title"/>

Submit

Cancel

Have more questions? Contact your Partner Network team at 866-356-8328 or PartnerNetwork@YourSGI.com. We are here to help!